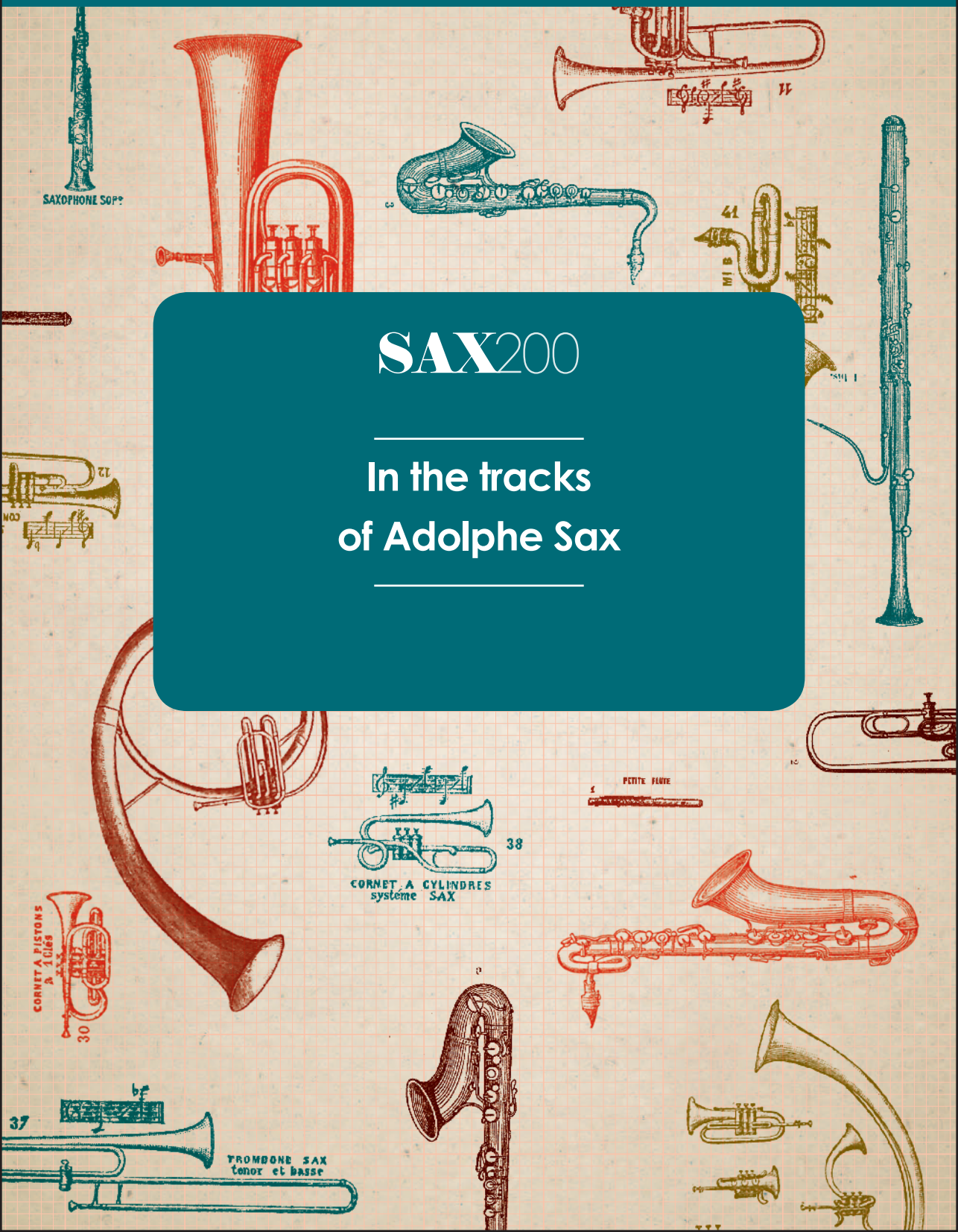


SAX200

---

In the tracks  
of Adolphe Sax

---



## **Celebrate the 200th birthday of Adolphe Sax.**










Adolphe Sax was a brilliant inventor and an ambitious businessman. He met with big success, but also with painful setbacks. In this exhibition you will learn which instruments Sax invented and how he tried to make money out of them. We'll also meet his family and friends and we'll see how his inventions are doing today.

The games in this booklet will take you to the world of Adolphe Sax. You will find the solutions on **[www.mim.be](http://www.mim.be)**

Open your eyes, be all ears and put yourself in the shoes of an inventor ... Ready to follow in Sax' footsteps?

# Saxophones

Adolphe Sax's creativity knew no boundaries. He invented several musical instruments. The saxophone is no doubt his most famous invention. As you can see in the showcase, he even designed a whole family of saxophones. They all have different sizes. Can you spot the different members of the family?

						R				B	A	R		
						I				R	O	I		
						T				R	S	B		
L	U	R	P	O	Z				T	O	I			
I	H	Z	T	S	A				Y	P	D			
E	D	T	S	F	G				X	R	I			
E	S	A	E	P	L				N	A	T			
N	B	O	T						M	A	N	K		
O	H	I	P						U	R	Y	P	T	E
T						R	O	L						
I						B	A	T						
R						A	L	N						
A						X	T	G	I	R	T	A	H	P
B						A	O	O	L	N	S	O	X	O
Q						K	D	B	A	L	O	U	Y	M

⇒ ⇐ ↓ ↑ ↘ ↙





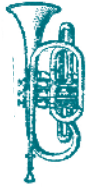
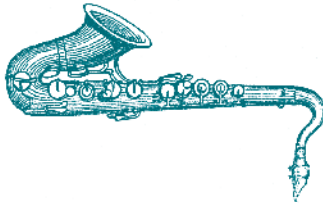
## **Industrial Exhibitions**

In Adolphe Sax's time instrument makers tried to improve existing instruments or invent new ones. Often with a surprising result! Here you see a very special trombone. Spot the five differences between the photo and the instrument on display.

## Saxons versus Carafons

Adolphe Sax made many instruments for brass bands. These musicians have lost their instrument. Help them by linking every musician with his actual instrument.

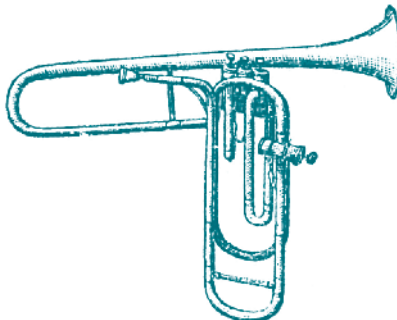

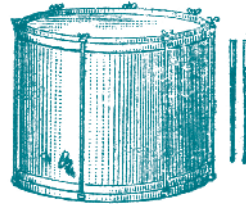
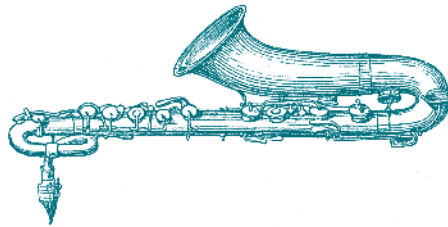
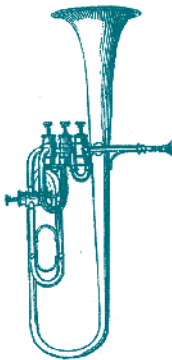




## Sax Museum

Adolphe Sax was not only an inventor but also a real businessman. In his catalogue you find all the instruments sold by his company.

Attention! One instrument doesn't belong to the catalogue. Can you unmask it?



Now that you have been able to admire Adolphe Sax's bold inventions, it is high time to wake up the inventor inside you!

It is up to you now to invent your own instrument and to sketch it on the drawing paper on the next page. You can combine all shapes, materials and mechanisms that you have seen in the exhibition.

Give your instrument your own name, just like Adolphe Sax did.

At the exit of the exhibition you can hang up your drawing. Don't forget to write down your email address on the reverse side of the paper, so we can send you a patent for your invention. This patent says that you are the inventor and that nobody is allowed to imitate your instrument.

The most original drawings will be given a place on **[www.mim.be](http://www.mim.be)**

MIM PATENT FOR THE INVENTION OF A NEW MUSICAL INSTRUMENT

NAME OF THE INVENTION:

NAME OF THE INVENTOR:





# Continue your visit to the exhibition at home and make your own saxophone!

What do you need?



How do you make it?


1

Roll the paper around the pencil,  
and tape the seam.



2

Cut the ends straight.



3

Cut a little triangle from the piece of paper you have cut away, just big enough to cover the end of the tube. Tape it to the end of the tube.



4

Cut a little cross in the cup and slide the tube through it. The little triangle at the other end points downwards. Tape the tube and the cup together.

Make sure the paper doesn't get wet when you blow! Otherwise you won't get any sound.



With thanks to Max Vandervorst! This saxophone is one of his ideas.



The mim's education department seeks to make the museum collection and exhibitions accessible to visitors of all kinds. It develops thematic visits and workshops for schools (from pre-schoolers to students), extra-curricular organisations, cultural and social organisations, companies and the disabled. It organises holiday workshops, birthday parties and various educational activities.

All programmes can be found on [www.mim.be/whats-on](http://www.mim.be/whats-on)

HappyPaper\*



  
RÉGION DE BRUXELLES-CAPITALE  
BRUSSELS HOOFDSTEDELIJK GEWEST  
BRUSSELS CAPITAL-REGION



.be

